



HOMEWORK EXERCISES

Assignment 8

Section 1. Write the circle of fifths progression in the following keys with root position triads.

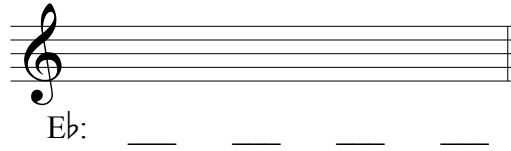
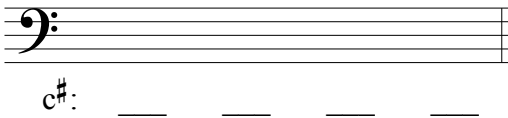


B \flat major: $\frac{I}{1}$ $\frac{\quad}{2}$ $\frac{\quad}{3}$ $\frac{\quad}{4}$ $\frac{\quad}{5}$ $\frac{\quad}{6}$ $\frac{\quad}{7}$ $\frac{I}{8}$

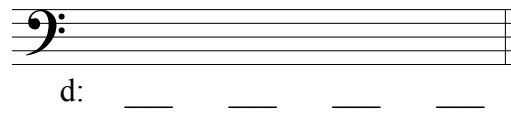
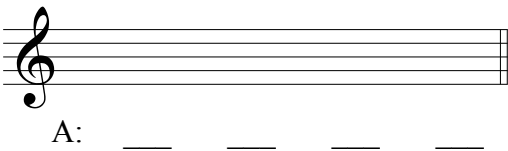


F \sharp minor: $\frac{i}{1}$ $\frac{\quad}{2}$ $\frac{\quad}{3}$ $\frac{\quad}{4}$ $\frac{\quad}{5}$ $\frac{\quad}{6}$ $\frac{\quad}{7}$ $\frac{i}{8}$

Section 2. Write the “VI-II-V-I” progression in the following major and minor keys. Make sure your Roman numerals are of the correct quality. Write lead-sheet symbols above and Roman numerals below. Include the key signatures.



Section 3. Write the “III-VI-II-V” progression in the following major and minor keys. Make sure your Roman numerals are of the correct quality. Write lead-sheet symbols above and Roman numerals below. Include the key signatures.



(continued on next page)

Section 4. Review. Write the following intervals *above* the given note.

1. m3↑ 2. m6↑ 3. P5↑ 4. °7↑ 5. M3↑ 6. M6↑

7. °7↑ 8. M3↑ 9. +6↑ 10. m7↑ 11. °5↑ 12. P5↑

Section 5. Review. Given the lead-sheet symbol and key, write the key signature, triad or seventh chord, and Roman numeral.

1. a: _____ 2. c#: _____ 3. Eb: _____ 4. G: _____

5. b: _____ 6. D: _____ 7. f#: _____ 8. Ab: _____

Section 6. Specify the minor key given the key signature.

1 2 3 4 5 6 7

8 9 10 11 12 13 14

Section 7. Correct the rhythmic notation of the following example.

Incorrect Correct